

Through bolt BA-E Plus



Cross references

- Cleaning brush
- Blow-out pump
- Tool belt
- Hammer drill SDS-plus
- Installation tool for through bolts
- Cordless hammer drill
- Torque wrench
- Socket wrench

Application range

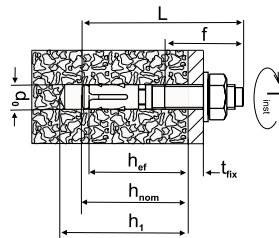
- > For embedment in cracked and non-cracked concrete \geq C20/25
- > Also suitable for natural stone
- > Dry indoor areas
- > Wet areas
- > Outdoors, including in industrial atmospheres and coastal environments
- > For embedment of medium-heavy to heavy fixings such as pillars, metal structures and wooden structures
- > For pre-, push-through and distance installations

Properties

- > A4 stainless steel
- > HCR high-grade steel 1.4529 available on request
- > Approval for concrete, option 1
- > Fire resistance classes F30, F60, F90, F120

Note

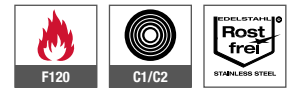
Characteristic values apply to the compression strength of C20/25 concrete. Design load of an anchor for centric tension in cracked concrete.



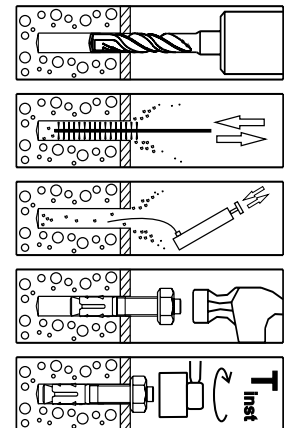
Applications



Technical data



Certifications



Anchor type	Effective embedment depth h_{ef} [mm]	Permitted load F_{zul} [kN]	Centre distance [mm]			Edge distance [mm]			Permitted bending moment M_{zul} [Nm]	Seismic performance category	Tightening torque T_{inst} [Nm]
			$s_{cr,N}$	S_{min}	C	$c_{cr,N}$	C_{min}	S			
BA-E Plus 8	48	4.0	144	35	50	72	40	55	15.0	C1	20
BA-E Plus 10	40	4.1	120	50	95	60	50	190	28.6	C2	45
	60	5.7	180	40	60	90	50	100	28.6		45
BA-E Plus 12	50	5.8	150	55	110	75	60	215	49.1	C2	60
	70	7.6	210	60	70	105	55	110	49.1		60
BA-E Plus 16	85	11.4	254	65	95	127	65	150	122.7		110

$s_{cr,N}$ = characteristic centre distance; S_{min} = minimum centre distance; C = minimum edge distance at S_{min} ; $c_{cr,N}$ = characteristic edge distance; C_{min} = minimum edge distance; S = minimum edge distance at C_{min}





Product online



Order description	d_0 [mm]	L [mm]	$t_{tx} \leq$ [mm]	$h_1 \geq$ [mm]	$h_{ef} \geq$ [mm]	PU [pieces]	Price/100 [EUR]	Article number	EAN
BA-E-PLUS-8/10	8	75	10	60	48	50		9650005310	4061245037349
BA-E-PLUS-8/30	8	95	30	60	48	50		9650005312	4061245037356
BA-E-PLUS-8/50	8	115	50	60	48	40		9650005314	4061245037363
BA-E-PLUS-8/85	8	150	85	60	48	40		9650005316	4061245037370
BA-E-PLUS-10/10/-	10	72	10	55	40	40		9650005323	4061245037387
BA-E-PLUS-10/30/10	10	92	30/10	55/75	40/60	40		9650005325	4061245037394
BA-E-PLUS-10/40/20	10	102	40/20	55/75	40/60	25		9650005326	4061245037400
BA-E-PLUS-10/50/30	10	112	50/30	55/75	40/60	25		9650005327	4061245037417
BA-E-PLUS-10/70/50	10	132	70/50	55/75	40/60	25		9650005329	4061245037424
BA-E-PLUS-10/100/80	10	162	100/80	55/75	40/60	25		9650005331	4061245037431
BA-E-PLUS-12/10/-	12	88	10	70	50	20		9650005338	4061245037448
BA-E-PLUS-12/25/5	12	103	25/5	70/90	50/70	20		9650005340	4061245037455
BA-E-PLUS-12/40/20	12	118	40/20	70/90	50/70	20		9650005342	4061245037462
BA-E-PLUS-12/50/30	12	128	50/30	70/90	50/70	20		9650005343	4061245037479
BA-E-PLUS-12/70/50	12	148	70/50	70/90	50/70	20		9650005345	4061245037486
BA-E-PLUS-12/85/65	12	163	85/65	70/90	50/70	20		9650005346	4061245037493
BA-E-PLUS-12/100/80	12	178	100/80	70/90	50/70	20		9650005347	4061245037509
BA-E-PLUS-16/5	16	123	5	110	85	10		9650005357	4061245038995
BA-E-PLUS-16/20	16	138	20	110	85	10		9650005359	4061245038988
BA-E-PLUS-16/50	16	168	50	110	85	10		9650005362	4061245039008
BA-E-PLUS-16/60	16	178	60	110	85	10		9650005363	4061245039015

d_0 = drill hole diameter; L = length; $t_{tx} = t_{tol} +$ thickness of attachment; t_{tol} = thickness of tolerance compensation or of the non-load-bearing outer layer; h_1 = drill hole depth to deepest point; h_{ef} = effective embedment depth